

*Enjoy*  
**SUMMER  
HOLIDAYS**

A vibrant illustration of a beach scene. In the foreground, a yellow and orange beach umbrella stands on a sandy beach. To its right is a wooden deck chair with a red and white striped cushion. On the sand, there is a colorful beach ball and a small orange starfish. The background shows a blue ocean with white waves, a green coastline, and a blue sky with white clouds. Palm fronds are scattered around the scene.

*Fun*

*with*

*English*

# 'ee' Words



see

deep

feel

bee

jeep

peel

tree

keep

feet

free

need

meet

peep

seed

# 'll' Words



ball

tell

mill

wall

sell

bull

call

yell

full

hall

bell

holl

fell

hill

doll

oo

book

cook

foot

look

rook

shook

took

wool

soot

oo

food

broom

roof

room

spoon

too

zoo

shoot

raccoon

Name \_\_\_\_\_ Class I



# PHONICS Crossword

The crossword puzzle grid consists of 10 empty cells. The grid is formed by the following intersections:

- A vertical column of 3 cells.
- A horizontal row of 4 cells, intersecting the vertical column at its second cell.
- A horizontal row of 4 cells, intersecting the vertical column at its third cell.
- A horizontal row of 4 cells, intersecting the vertical column at its fourth cell.
- A horizontal row of 5 cells, intersecting the vertical column at its fifth cell.
- A horizontal row of 3 cells, intersecting the vertical column at its sixth cell.

Illustrations around the grid include:

- A wheel above the top cell of the vertical column.
- A sheep to the left of the second cell of the vertical column.
- A tent above the third cell of the vertical column.
- A person sleeping in a bed to the right of the fourth cell of the vertical column.
- A banana to the left of the first cell of the horizontal row of 4 cells.
- A snake to the right of the second cell of the horizontal row of 4 cells.
- A girl to the left of the first cell of the horizontal row of 5 cells.
- A bee to the left of the first cell of the horizontal row of 3 cells.

Word Bank:

peek

sheep

peel

wheel

sleep

eel

sweep

bee

Name: \_\_\_\_\_

Class I -ll words

Find the ll words!



ill



shell



bell



hill



till



doll



skull



drill



smell

y	p	t	l	l	l	c	m	i	l	l	f	l	e	r
s	k	u	l	l	n	x	d	o	l	l	h	d	w	a
q	t	y	s	m	e	l	l	o	k	h	i	l	l	i
b	s	h	e	l	l	v	x	s	b	e	l	l	u	p
c	b	m	t	y	s	d	r	i	l	l	w	j	d	m

## Words With /oo/

Look at the pictures. Label them correctly using the word list.

moon      igloo      drool      food      goose  
spoon      roof      broom      root



--	--	--	--	--



--	--	--	--	--



--	--	--	--	--



--	--	--	--	--



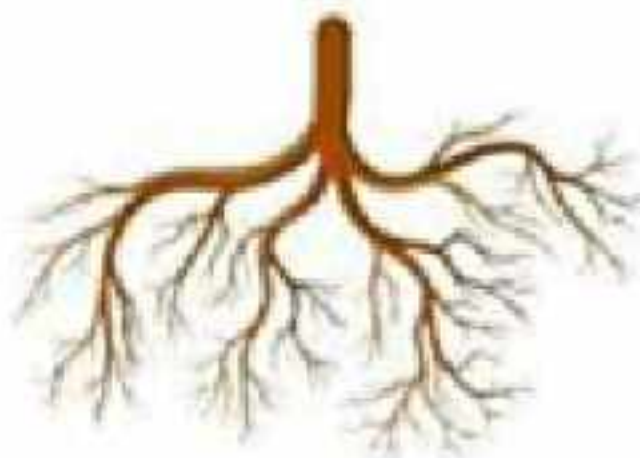
--	--	--	--	--



--	--	--	--	--



--	--	--	--	--



--	--	--	--	--



--	--	--	--	--

# SUMMER

## RULES



1. Make your bed.
2. Brush your teeth & hair.
3. Get dressed.
4. Eat breakfast.
5. Play outside.
6. Relax & take a nap.
7. Read lots of books.
8. Be kind & don't complain.
9. Eat fruit & drink water.
10. Pick up & clean up after yourself.
11. Wear sunscreen.
12. Use your imagination.
13. Have a great Summer!





Class 1

**EVS**


Worksheet

**TOPIC - MYSELF**

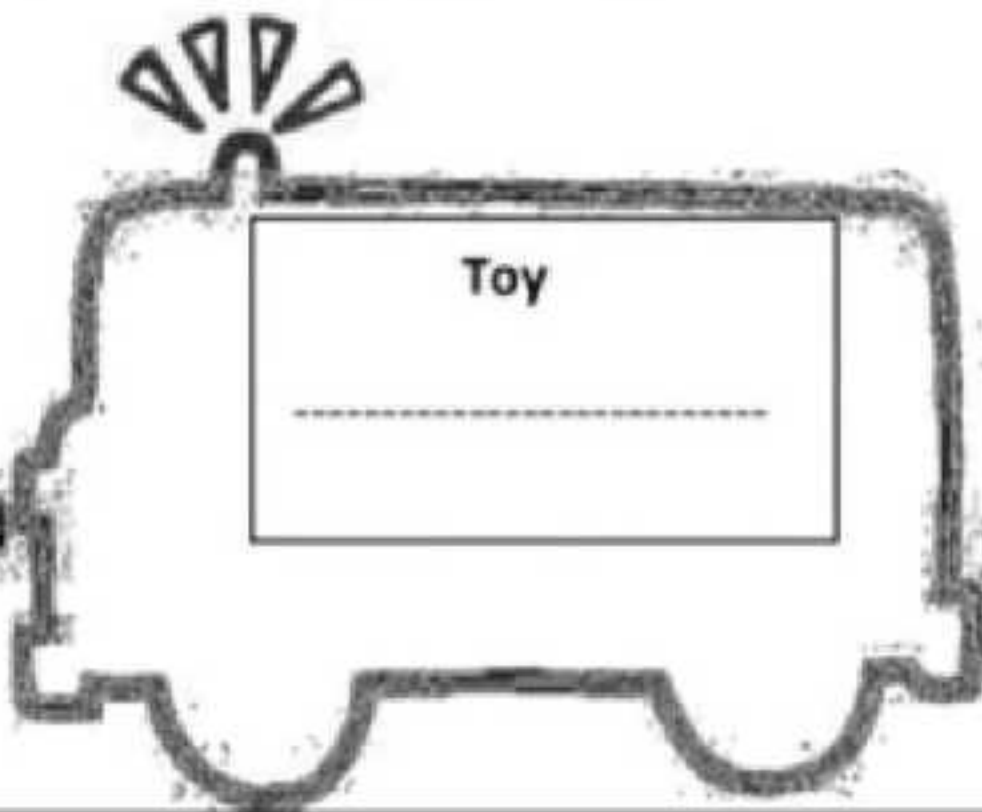
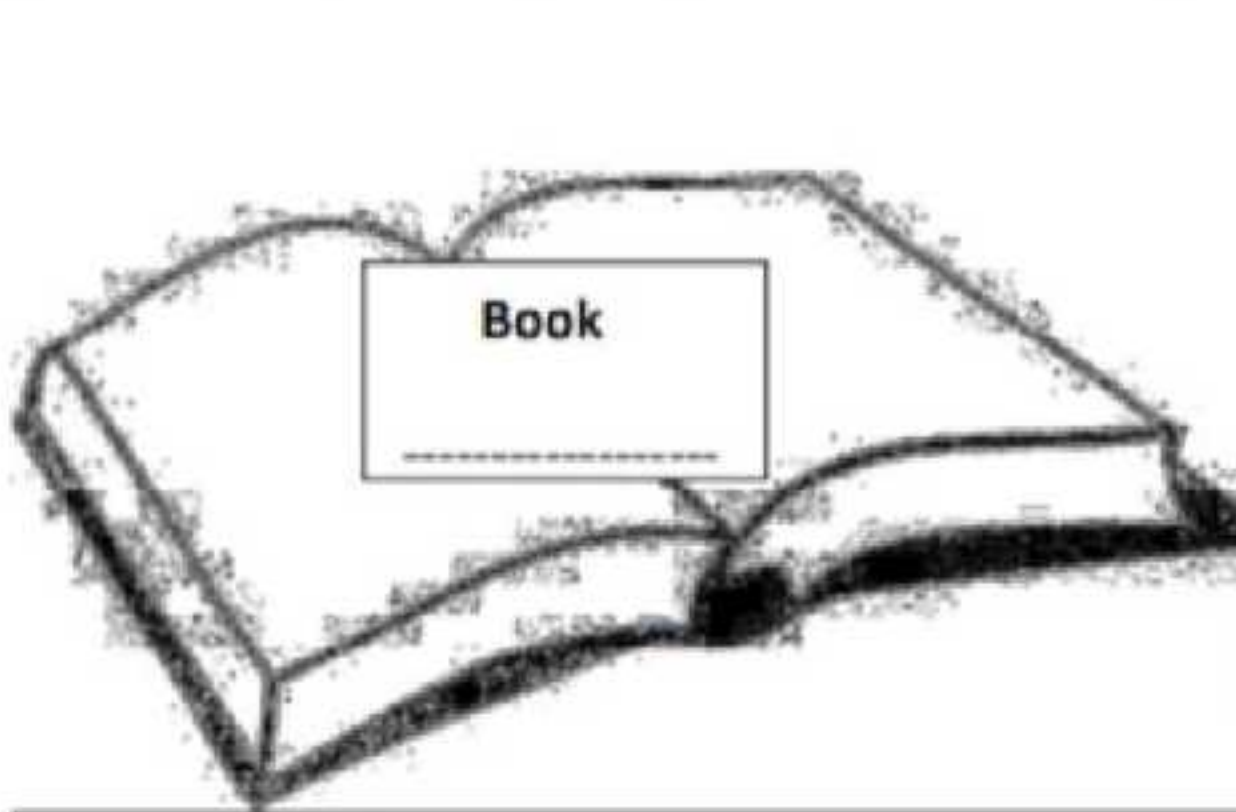
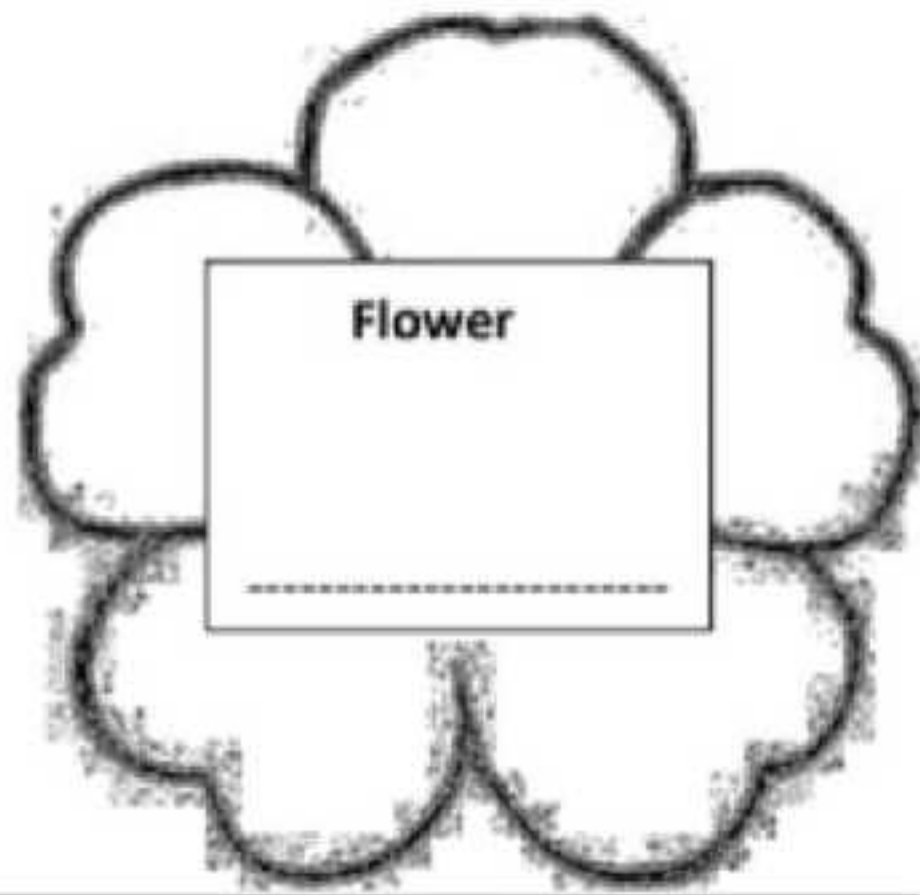

**Q1** Fill in the blanks :-

1. My name is \_\_\_\_\_ .
2. I am \_\_\_\_\_ years old.
3. I am in class \_\_\_\_\_ .
4. The name of my teacher is \_\_\_\_\_ .
5. The name of my school is \_\_\_\_\_ .

*Draw as many  
candles on  
this cake as  
your age.*



**My Favourite**



# My Body



Tick the correct option



- A We have two / three legs.
- B We write with our hands / legs.
- C Our eyes are on chin / face.
- D We smell with our nose / ears.
- E We walk with our legs / hands.

## Fill in the blanks

- A Our ..... helps us to smell.
- B Our ..... helps us to taste.
- C Our skin helps us to .....
- D Our ..... help us to hear.
- E Our eyes help us to .....

## Match the followings

- A Eyes
- B Ears
- C Nose
- D Hand
- E Tongue
- F Legs



kindergarten  
material



# Healthy or Unhealthy

Circle the healthy food. Cross out the unhealthy food.



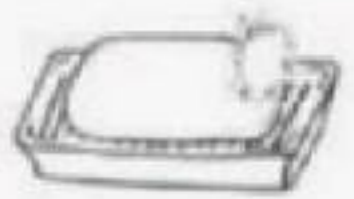
Fill in the blanks with the help of picture clues and help box:

Tooth Brush	Soap	Hanky	Water
Tooth Paste	Towel	Nail- cutter	Comb

1. we use \_\_\_\_\_  
to clean our body.



and \_\_\_\_\_



2. we use \_\_\_\_\_



to cut short our nails.

3. we use \_\_\_\_\_



to keep our hair tidy.

4. we use a \_\_\_\_\_



to blow our nose.

5. we use clean \_\_\_\_\_



to wipe our body.

6. we use \_\_\_\_\_



and \_\_\_\_\_



to clean our teeth.

# SENSE ORGANS

**FILL IN THE BLANKS USING THE PICTURE CLUE.**

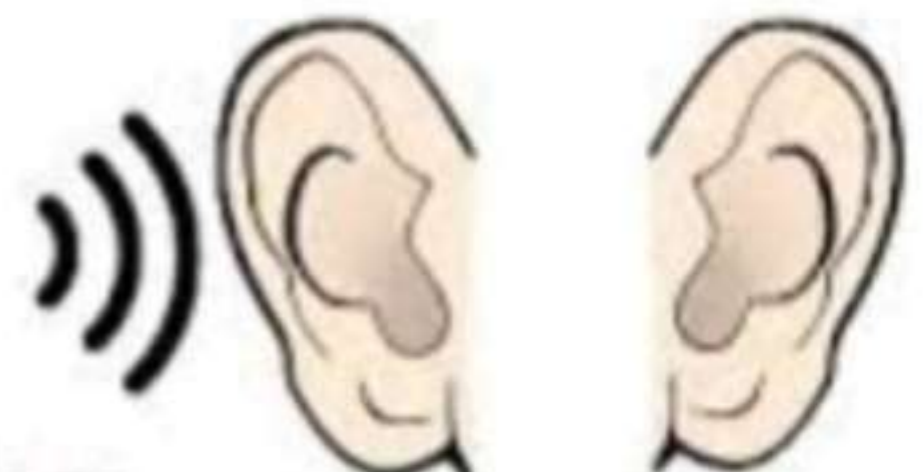
1. I see with my \_\_\_\_\_.

2. I touch and feel with my \_\_\_\_\_.


3. I hear with my \_\_\_\_\_.

4. I smell with my \_\_\_\_\_.

5. I taste with my \_\_\_\_\_.



Draw a line to match the senses to the pictures.



# “Our Senses” – Word Search

Names of our five senses and sense organs are hidden in the below grid. Search (left to right, top to bottom) and circle them. One has been done for you.

A	D	K	L	O	P	K	M	O	F	N	O
H	E	L	E	Y	E	S	E	K	O	O	R
C	L	I	N	O	G	E	G	I	R	S	P
M	A	S	M	E	L	L	A	S	W	E	R
S	E	O	T	A	V	T	O	N	G	U	E
A	A	Z	H	A	R	O	W	A	O	S	E
V	R	E	E	D	B	U	O	W	H	H	S
A	S	D	I	W	E	C	R	E	E	E	C
R	P	L	L	E	R	H	K	S	A	E	H
N	S	I	G	H	T	Y	B	O	R	T	O
B	C	E	R	S	K	I	N	M	R	S	O
I	T	A	S	T	E	N	O	E	K	F	L

## Word Bank


EYES, NOSE, EARS, TONGUE, SKIN, SIGHT, SMELL, HEAR, TASTE, TOUCH



Name \_\_\_\_\_

Date \_\_\_\_\_

प्र० स्वर और व्यंजन वर्णों को छांटकर अलग कीजिए एवं उन्हें क्रम से लगाइए -



स्वर वर्ण -

व्यंजन वर्ण -

प्र० चित्र की सहायता से वर्ग पहेली पूरा कीजिए -












Name \_\_\_\_\_

Date \_\_\_\_\_

प्र • अक्षर जोड़कर शब्द बनाइए --

आ	_____	म	_____
रा	_____		_____
बा	_____		_____
ना	_____		_____
हा	_____	ल	_____
का	_____		_____
मा	_____		_____
बा	_____		_____
हा	_____	स	_____
रा	_____		_____
आ	_____		_____
खा	_____		_____

प्र • नीचे दिए गए चित्रों के नाम लिखिए --

1  _____	2  _____	3  _____
4  _____	5  _____	6  _____
7  _____	8  _____	9  _____



Name \_\_\_\_\_

Date - \_\_\_\_\_


आ (I) की मात्रा वाले शब्द को सही चित्र से मिलायें



कार




आठ



आम



हाथ



अनार



बादल



गाजर



जहाज



टमाटर



जानवर




Name \_\_\_\_\_

Date - \_\_\_\_\_

प्र • नीचे दिए गए शब्दों को रंगों में बदलें -

1. टमाटर - लाल ( Red )
2. कसरत - पीला ( Yellow )
3. नटखट - हरा ( Green )
4. बादल - नीला ( Blue )
5. रात - ( Black ) काला



*Enjoy*  
**SUMMER  
HOLIDAYS**

*Fun*

*with*



*Maths*



NAME: .....

## SAME OR DIFFERENT

Color the pictures that is different from the rest.



How Did You Do? 😊 😐 😞



NAME: \_\_\_\_\_

CLASS: \_\_\_\_\_

DATE: \_\_\_\_\_

# BIG & SMALL

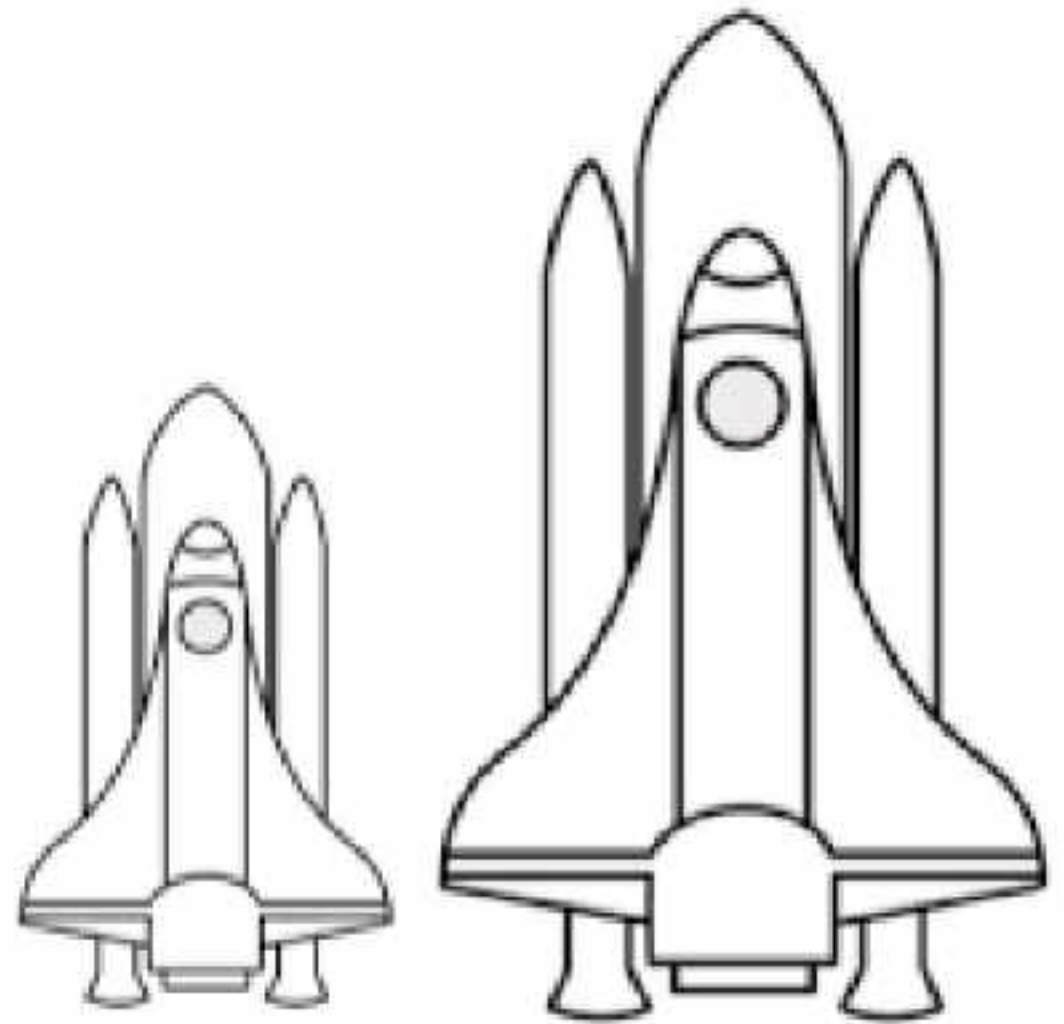
Color Big object with red and Small with blue.



Name: \_\_\_\_\_ Date: \_\_\_\_\_


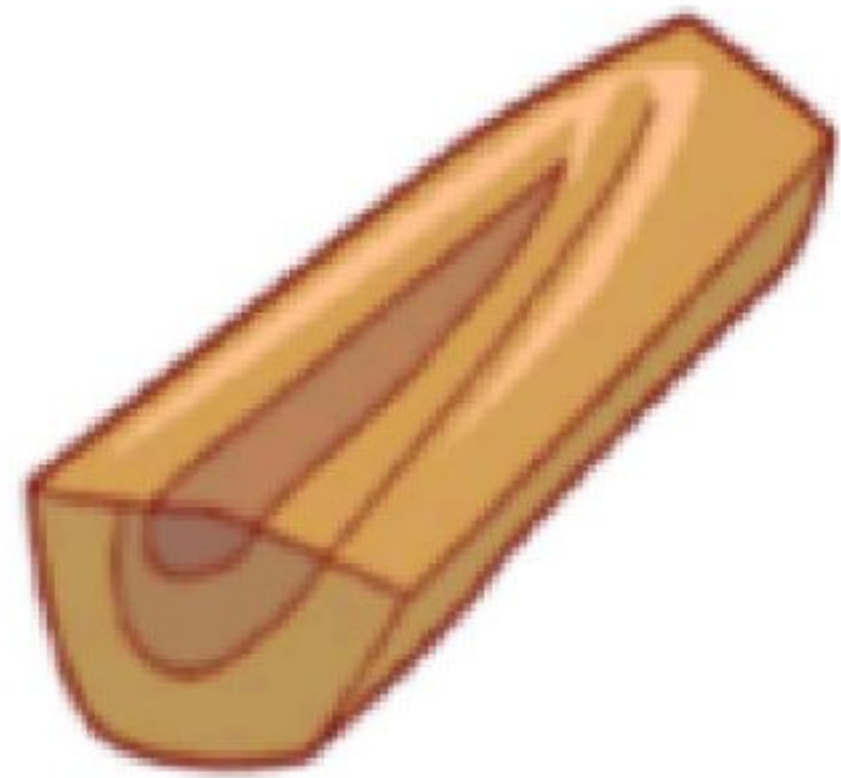
# Tall and Short

Color the tallest picture in each group.





Put a tick next to the thicker plank.



Colour the thinner pencil.



# Long vs. Short Drag the tick to the box

1) Which is shorter? ✓



2) Which is longer? ✓



3) Which is longer? ✓



4) Which is shorter? ✓

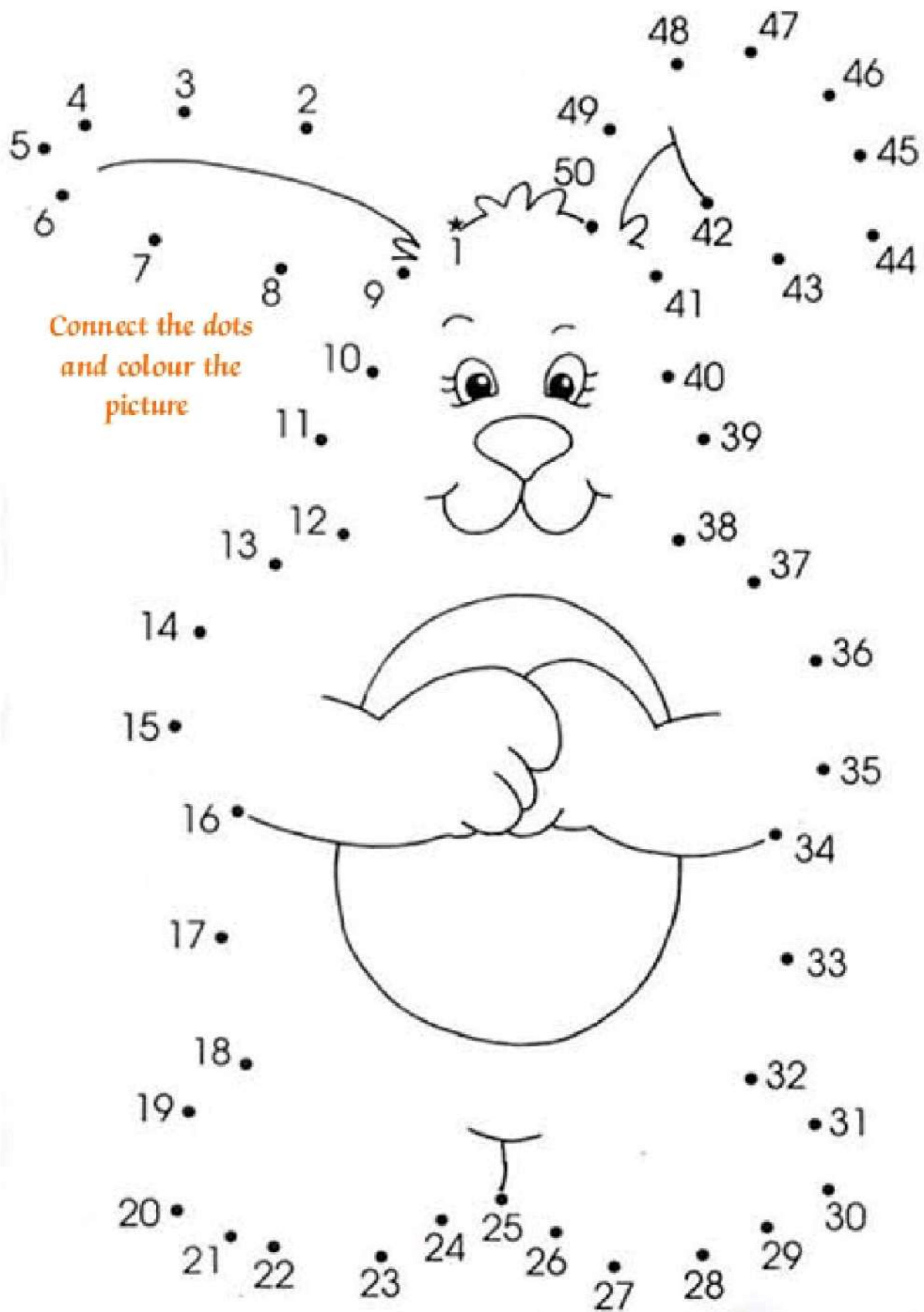


5) Which is shorter? ✓



6) Which is longer? ✓





Connect the dots  
and colour the  
picture

Write the numbers in words.

1

11

2

12

3

13

4

14

5

15

6

16

7

17

8

18

9

19

10

20

# SUMMER

## RULES



1. Make your bed.
2. Brush your teeth & hair.
3. Get dressed.
4. Eat breakfast.
5. Play outside.
6. Relax & take a nap.
7. Read lots of books.
8. Be kind & don't complain.
9. Eat fruit & drink water.
10. Pick up & clean up after yourself.
11. Wear sunscreen.
12. Use your imagination.
13. Have a great Summer!