

PREFACE

The goal of the institution is its commitment to quality academic standards. The curriculum lays emphasis on critical and analytical thinking, problem solving abilities & acquisition of knowledge. Every child is a unique learner and so the assignments designed cater to tinkle the creative & imaginative minds. The questions incorporated facilitate performance & knowledge oriented learning.

We certainly encourage & inspire learning and endeavor to work up to our commitment of providing Excellence in Education. We also look forward to your valuable inputs & co-operation.

MS. SHALINI ARORA

Principal

ACADEMIC PLAN

2019-2020

CLASS II

Contents

Subject	Page No.
English	3-23
Hindi	24-30
Maths	31-43
Environmental Science	44-54
Computer	55
Ved Path	56

ENGLISH
CLASS II

SYLLABUS FOR THE YEAR 2019-20

English	Unit I	Unit II	Unit III
My English Reader	L-1 to 12	L-13 to 20	L-21 to 28
	L-Sheetal	L-The Foamy Soap	Wonder (Poem)
	L-Riddle Time	Lets Draw (Poem)	Two Shops
	L-Puss & the Parrot	When I was a Baby	The School in the Jungle
	L-The Helpful Friends	Hanuman	Whose is it?
	Little Pussy (Poem)	The Silver Tray	That is Your Bag, Not Mine
	A Spark in the Dark	An Inch of Gold	The Swing (Poem)
	The Sailing Trip	What did Sheetal?	Tomorrow will be a Holiday
	A Mouse in the House	The Sparrow	Raghu the Dreamer
	The Rainbow (Poem)		
	The Magic Matchbox		
	Where is the Pink Whale?		

The Crows Nest			
Grammar			
Practice Book Pages	1 to 30	31 to 44	45 to 56
	is, am, are, has, have	Prepositions	Simple Future Tense
	Articles	Pronouns	Revision of I & II Unit Grammar
	Naming Words	Describing Words (Adjectives)	
	Prepositions	Simple Past Tense	
	Doing Words		
	Simple Present Tense		

TERM I
ASSIGNMENT 1
Sheetal

1. What do you do everyday? Make a list of the five things.
2. Make sentences of the given words
 1. milk
 2. girl
 3. bus
 4. comb
3. Practice book pages 1, 2, 3
4. Write the plurals of the given words - tooth, bus, brush, friend

ASSIGNMENT 2
Riddle Time

The riddles will be asked from the book: Practice book (4 to 6) and from English Reader

ASSIGNMENT 3
Puss and The Parrot

1. New words from the lesson (8 to 10)
2. Make sentences of the following words
 1. wash
 2. hungry
 3. song
3. Find the antonyms of the given words from the story
 1. new
 2. bad
 3. slow
 4. come
 5. stand
 6. far
4. Practice Book pages 8 & 9

Dictation of new words

3. Underline the naming words
 - i. Avi and Kamna are going to Goa.
 - ii. They are going by ship.
 - iii. Avi picks up a chain.
 - iv. A snail is in the pail.
4. Question II a, b, c, d Page 26
5. Make sentences of the given words
(i) train (ii) pail (iii) paint
6. Practice book pages (14 to 16)

Dictation of ai sound words + new words

ASSIGNMENT 10

ou sound (Page 28)

1. Speaking, Reading and Writing of ou sound words (15 words in the note book)
2. Complete the sound table with rhyming words.

	Shout	ground	pouch	fountain
1				
2				
3				

ASSIGNMENT 11

A Mouse in the House

1. Vocabulary Hunt - Write 10 new words from the lesson.
2. Find out 7 naming words from the lesson and write them in the note book.
3. Question IV - a, b, c, d (Page 32) to be done in the note book.

4. Make sentences of the given words.
(i) pouch (ii) market (iii) loud
5. Practice book pages 17 to 19

Dictation of the sound words + new words

ASSIGNMENT 12

Poem Recitation

Rainbow (Page 33)

ASSIGNMENT 13

tch sound words

1. Speaking, Reading and Writing of tch sound words
2. Write the rhyming words of the following
 - i. catch
 - ii. fetch
 - iii. witch
 - iv. stretching

ASSIGNMENT 14

The Magic Matchbox

1. Vocabulary Enhancement - Write 12 to 15 new words from the lesson
2. Fill in the blanks

help, picks, catches, stitch

- i. The witch Neha.
 - ii. Neha has to clothes for the witch.
 - iii. Neha the match box.
 - iv. The fairy wants to Neha.
3. Find out 10 doing words from the lesson and write them in the note book.

4. Practice Book Pages 21 to 23.
5. Dictation of tch sound words and new words of the lesson.
6. Question b, c, d of part III (page 39)

ASSIGNMENT 15

wh sound words

1. Write 10 wh sound words from the page 41.
2. Unscramble the jumbled words with the help of clues.
 - i. A car moves on it
 - ii. we blow it
 - iii. to speak in one's ear
 - iv. a colour

i. eelwh	ii. etwih
iii. stlwhei	iv. whersip

ASSIGNMENT 16

Where is the Pink Whale?

1. Vocabulary Enhancement - Writing of new words from the lesson (12 to 15)
2. Picture Reading - Page 42 (Write 5 sentences about it)
3. Fill in the blanks (use doing words)

gives, reads, sitting, makes

 - a. The King is in the court.
 - b. He money to the man.
 - c. The minister a list.
 - d. The King the list.

4. Question IV a, b, c, d (Page 47)
5. Practice Book Pages 25 to 27.
6. Dictation of wh sound + new words from the lesson.

ASSIGNMENT 17

ow sound

1. Speaking, Reading and writing of ow sound words.
2. Complete the words with ow sound.
 - i. sparr... ..
 - ii. thr... ..
 - iii. tomorr... ..
 - iv. bel
 - v. narr
 - vi. sl

ASSIGNMENT 18

The Crows Nest

1. Write new words (10 to 15)
2. Use appropriate doing words to complete the following sentences
flows growing mows blow jumps
 - i. It is hot.
 - ii. A river near the forest.
 - iii. The fox on the birds.
 - iv. He the grass.
 - v. He gives a to the parrot.
3. Picture Reading (Page 50) I Picture (Write 5 sentences)
4. Make sentences of the given words
 - i. cunning
 - ii. voice
 - iii. fight
5. Practice Book pages 28 to 30

6. Dictation of ow sound words and new words from the lesson.

ENRICHMENT ACTIVITIES TERM I

1. Dramatization of the lesson

Puss and The Parrot

Rubrics

Pronunciation Expression Voice modulation

2. Name the favourite character from the story and speak 4 sentence about it.

2. L - Helpful Friends

Make a list of your friends who have helped you in any way. (any 3)

3. Make Thank You Card for them.

4. Dramatization of L - The Helpful Friends

Poem Recitation - Little Pussy

Rubrics

Pronunciation Fluency Voice Modulation

5. Creative Writing

L – A Mouse in the House

If you see a mouse in your room, what will you do? (3 sentences)

Rubrics

Creativity Content

6. Poem Recitation

Rainbow

Rubrics

Pronunciation Fluency Voice Modulation

7. Dramatization of the L - The Magic Match box

Rubrics

Speaking Skill Expression Voice Modulation

8. Where is the Pink Whale?

Making of paper whale

9. Writing few lines about a whale.

(Creative Writing)

Rubrics

Creativity Presentation Content

TERM II
ASSIGNMENT 1
oa sound words

1. Reading and writing of oa sound words.
2. Complete the rhyming word table.

	coat	road	boast	roam	goal
1.					
2.					

ASSIGNMENT 2
The Foamy Soap

1. Vocabulary Hunt write new words from the lesson (15).
2. Picture Reading (Page 55 - 2nd picture)
3. Use describing words to complete the following sentences.
 - i. Doapy is a goat.
 - ii. Soapy is a toad.
 - iii. They hear a roar.
 - iv. A lion lives in the jungle.
 - v. Soapy has a soap.
4. Question III a, b, c, d (page 59)
5. Write the antonyms of the following words
 - i. lazy
 - ii. dull
 - iii. dirty
 - iv. pick
 - v. enemy

6. Practice Book Pages 31 to 33
7. Dictation of oa sound and new words from the lesson.

ASSIGNMENT 3
Poem - Lets Draw

Recitation of Poem

ASSIGNMENT 4
When I Was A Baby

1. Writing of past form of the given words.
i. is ii. are iii. has/have
iv. go v. play vi. cry

ASSIGNMENT 5
L- Hanuman

1. Vocabulary Enhancement - Writing new words from the lesson. (12 to 15)
2. Write the past form of the following words.
i. fly ii. think
iii. look iv. take
v. grow vi. free
vii. fall
3. Question III a, b, c, d (Page 65)
4. Describe 'Hanuman' in 5 sentences.
5. Practice Book Pages 36, 37
6. Dictation of L - Hanuman

ASSIGNMENT 6

L - The Silver Tray

1. New Words from the lesson (12 to 15)
2. Picture Reading (Page 67) [Write 4 to 6 sentences]
3. Fill in the blanks (in, into, from, of, on)
 - a. The tray was the table.
 - b. Geeta lived a village.
 - c. The old woman put her hand the bag.
 - d. The food fell the table.
 - e. The river food stopped.
4. Replace the underlined words with appropriate pronoun and rewrite the sentences.
 - a. Geeta went into the forest.
 - b. Geetas mother got happy.
 - c. Geeta and her mother had enough food now.
 - d. The food fell from the table.
5. Practice Book Pages 38, 39
6. Dictation of L - The Silver Tray
7. Question a, b, c, d given on page 71

ASSIGNMENT 7

An Inch of Gold

1. Vocabulary Hunt - Write new words from the lesson (12 to 15)
2. Make sentences of the given words
 - i. knife
 - ii. bowl
 - iii. family

3. Rewrite the following sentences by using appropriate pronouns.
 - a. A farmer and his wife lived in a village.
 - b. The sons were lazy.
 - c. A snake came to woman.
 - d. The woman kept a bowl of milk.
4. What have you learnt from the lesson?
5. Practice Book Pages 40
6. Dictation of L - An Inch of Gold

ASSIGNMENT 8

What Did Sheetal.....?

1. a, b, c, d & e in the book
2. What did you do on Sunday?
Take help of the given words (drank, ate, got, went)
 - a. I up at 8 a.m.
 - b. At 9 o'clock, I my breakfast.
 - c. I to market with my mother at 4 o'clock.
 - d. At 5 o'clock I glass of milk.
3. Practice Book pages 41, 42.

ASSIGNMENT 9

L - The Sparrows

1. New words from the lesson (12 to 15)
2. Picture Reading (Page 80) (5 to 6 sentences)
3. Write the antonyms of the following words
 - i. dirty
 - ii. sleep

- | | |
|----------|----------|
| iii. new | iv. drop |
| v. loud | vi. sad |
4. Write the past form of the following words

i. wake	ii. keep
iii. eat	iv. sleep
v. join	vi. peep
vii. feel	
 5. Question IV a, b, c, d (Page 84)
 6. What have you learnt from the lesson?
 7. Practice Book pages 43, 44 and Dictation of the L - The Sparrows

ENRICHMENT ACTIVITIES

TERM II

1. **Poem Lets Draw**

Recitation of Poem

Rubrics

Pronunciation Fluency Voice Modulation

2. Draw a picture as described in the poem.

3. **When I Was a Baby**

Paste a photograph, When you were a small baby.

Write few lines about the same

4. **L - The Silver Tray**

Suppose you get a silver tray, what would you ask it to do for you? (A short paragraph)

Creativity Content

TERM III
ASSIGNMENT I
POETRY RECITATION

Wonder

ASSIGNMENT 2

L - Two Shops

1. New words from the lesson (12 to 15)
2. Write the plurals of the given words
 - i. shop
 - ii. card
 - iii. brush
 - iv. woman
 - v. man
 - vi. pony
 - vii. story
 - viii. baby
3. Make a list of the things you buy from stationary shop.
(Any 8)
4. Question II ab, c, d, e (Page 89)
5. Make sentences of the following words
 - i. card
 - ii. mirror
 - iii. buy
6. Practice Book pages 45 to 47
7. Dictation from the L - Two Shops

ASSIGNMENT - 3

L - The School in the Jungle

1. New words from the lesson (10)
2. Picture Reading (Page 92) (6 to 7 sentences)
3. Question 1 a, b, c, d (Page 93)
4. Make a list of the things you carry to your school daily.

5. Question Framing using What, How, Who
Ans 1. There are forty students in the school.
Ans 2. Madam Fox is the teacher.
Ans 3. The school is in the jungle.
6. Practice Book Pages 48.
7. Dictation L -The School in the Jungle

ASSIGNMENT 4

Whose is it?

Enrichment Activity Based Lesson

ASSIGNMENT 5

L - That is Your Bag, Not Mine

1. New Words from the lesson (10 to 15)
2. Picture Reading Page 97 (5 to 6 sentences)
3. What have you learnt from the lesson?
4. Write the past form of the given words
 - i. sell
 - ii. know
 - iii. become
 - iv. help
 - v. walk
 - vi. fall
5. Question II a, b, c, d, e (Page 100)
6. Word Search - Find the word from the story
 - i. An outing
 - ii. Not happy
 - iii. Not well
 - iv. Of the same number
7. Practice Book Pages 49, 50

ASSIGNMENT 6
Poem The Swing

ASSIGNMENT 7
Tomorrow Will Be a Holiday

1. Use of will. Fill in the blanks
come, watch, go, wear
 - a. I to zoo tomorrow.
 - b. They white shoes on next Monday.
 - c. We movie on next Friday.
 - d. My aunt to meet in next month.
2. Question a and b (Page 104)
Practice Book Page 51, 52

ASSIGNMENT 8

1. New Words from the Lesson (10 to 15)
2. Write the words for the following
 - i. very nice looking
 - ii. the kings daughter
 - iii. broken into pieces with force
 - iv. precious stone used to make jewellery
3. Question IV (a, b, d)
4. Practice Book Pages 53, 54
5. Dictation from the L- Raghu the Dreamer

TERM III
ENRICHMENT ACTIVITIES

1. Poem Wonder

Poem Recitation

Pronunciation Fluency Voice Modulation

2. L-Two Shops

Make a smiling face on A-4 size coloured sheet and write a quotation related to it.

3. L - The School in the Jungle

i. Make masks of the animals

ii. Dramatization

iii. Creative Writing

I like my school because

4. That is Your Bag Not Mine

Activity - Using objects

Use of mine & yours

5. Raghu the Dreamer

Write about your dream using will (paragraph)

SUMMER HOLIDAY HOME WORK

Activity 1 – Sound Words Vase [Be Creative]

Make sound vase by using any of the container. Cover it nicely with coloured paper. Decorate it with mirrors, stickers etc. After that add flowers to it.

Roll number wise

Roll No. 1-7

ar sound words

Roll No 8 -14

ai sound words

Roll No. 15-21

ou sound words

Roll No. 22-28

tch sound words

Roll No. 29-35

wh sound words

Roll No. 36-42

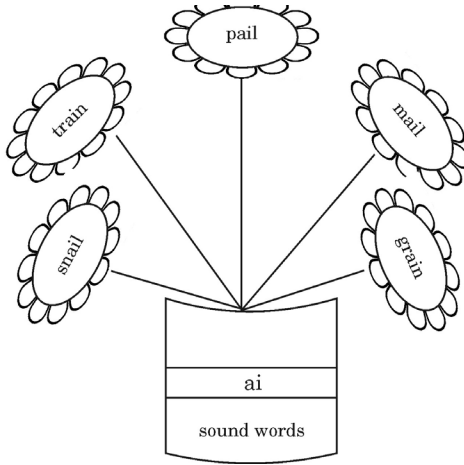
ow sound words

Roll No. 43 onwards

oa sound words

Use sticks covered with coloured sallo tape. Cut out of flowers with paper.

For example —



Activity 2 – Read any 2 fairy tales and find out 15 new words from each and write them on A-4 size colored sheet. Draw & colour a cover page of the story and write words on half of the sheet.

WINTER HOLIDAY HOME WORK

1. Write short paragraph on the given topics in your english class work notebook.
 - a. Visit to a park
 - b. A Trip during my vacations
 - c. Visit to a Zoo
 - d. When I got a magic lamp.....

HINDI CLASS II

ASSIGNMENTS FOR THE YEAR 2019-20

TERM I

पाठ 1 कविता – सीखो

कविता वाचन

प्रस्तुतिकरण

प्रवाह

भाव-भाव

पाठ 2 ठीक काम करें

क. नाट्य रूपांतरण

ख. प्रश्न-उत्तर (क से ड) कॉपी में

ग. समान लय शब्द – माली, फूल, फिसल, बेटा

पाठ 3 दादी का गाँव

क. चित्र वर्णन (पन्ना 6) कॉपी में

ख. प्रश्न-उत्तर (क से ड) कॉपी में

ग. अपनी नानी या दादी से उनके गाँव या शहर के बारे में जानकर कक्षा में बताइए और 2-3 वाक्य कॉपी में लिखिए।

घ. अभ्यास कार्य एवं भाषा अभ्यास

पाठ 4 मेहनत का फल

क. प्रश्न-उत्तर (क से ड) कॉपी में

ख. वाक्य बनाओ – सफाई, प्रार्थना, तालियाँ, हैरानी

ग. भाषा अभ्यास और अभ्यास कार्य

- घ. समान लय वाले शब्द
मेल, बाँटे, नाम, बालियाँ, गाड़ियाँ

पाठ 5 जन्मदिन

- क. किसी एक बच्चे का जन्मदिन कक्षा में मनाया जाएगा।
ख. किन्हीं तीन बच्चों को बुलाया जाएगा और वे बच्चे अपने जन्मदिन का वर्णन अपने शब्दों में करेंगे।
ग. शपथ लें कि – “अपने जन्मदिन पर किसी जरूरत मंद को दान दूँगा/दूँगी।

पाठ 6 दाँत का दर्द

- क. नाट्य मंचन
ख. भाषा अभ्यास

पाठ 7 बाल दिवस

- क. चित्र लेखन कॉपी में (पृष्ठ 17)
ख. प्रश्न-उत्तर (क से ड) कॉपी में
ग. वाक्य रचना – जानवर, मैदान, तालियाँ, जंगल
घ. ज व ज़ वाले शब्द ढूँढकर लिखें।
ड. भाषा अभ्यास व अभ्यास कार्य कराया जाएगा।

पाठ 8 – प्यारे पेड़

- क. प्रश्न-उत्तर (क से ड) कॉपी में
ख. अभ्यास कार्य व भाषा अभ्यास
ग. पाठ में आए नामवाले शब्दों को ढूँढकर कॉपी में लिखिए।
घ. बहुवचन लिखें –
डाल
छुट्टी

पेड़

बच्चा

पंछी

रचनात्मक कार्य

- क. हमने इस सब से क्या सीखा—
1. सूरज 2. चींटी
- ख. कविता से सीखी कोई भी पाँच चीजें लिखें।
- ग. आपने कोई गाँव तो ज़रूर देखा होगा, उस गाँव का पाँच वाक्यों में वर्णन कीजिए।
- घ. अपने परिवार व विद्यालय में जो भी आपके लिए मेहनत करते हैं उनमें से किसी एक के लिए धन्यवाद का कार्ड बनाएँ।
- ङ. पाठ — “दाँत का दर्द” से आपने सीखा कि हमें अपने दाँतों का रख-रखाव कैसे करना चाहिए।
आप अपने दाँतों की देखभाल कैसे करेंगे, अपने शब्दों में लिखिए।
- च. आपके विद्यालय में बाल दिवस कैसे मनाया जाता है? इस विषय पर कुछ वाक्य लिखिए।
- ड. पेड़ हमारे बहुत काम आते हैं। पेड़ हमारी मदद कैसे करते हैं? वाक्य लिखें।

अनुच्छेद लेखन

‘मेरी सहेली’ पर कुछ वाक्य कॉपी में लिखिए।

TERM 2

पाठ 10 दो तोते

- क. किसने किससे कहा
“मैंने आज दो तोते देखे”

“यह संगीत का असर है”

ख. वाक्य बनाओ — ज़ोर-ज़ोर, भटकता-भटकता, चलते-चलते, अलग-अलग

ग. प्रश्न-उत्तर (क से ड)

घ. अभ्यास कार्य और भाषा अभ्यास

ड. ‘ ‘अच्छी संगति का फल अच्छा होता है’ ’ इसे बड़े-बड़े अक्षरों में एक शीट पर लिखें।

और घर में अपनी मेज़ या अलमारी पर लगाएँ।

पाठ 11 चतुर चीकू

क. प्रश्न-उत्तर (ख से ड)

ख. वाक्य रचना — खाऊँगा, मिलूँगी, जाऊँगा, आऊँगा कॉपी में

ग. अभ्यास कार्य और भाषा अभ्यास

पाठ 14 रोटी

क. प्रश्न-उत्तर (क से ड) कॉपी में

ख. अभ्यास कार्य व भाषा अभ्यास

पाठ 15 राजू का सपना

क. चित्र लेखन (पेज 38) कॉपी में

ख. प्रश्न-उत्तर (क से ड) कॉपी में

ग. भाषा अभ्यास और अभ्यास कार्य

कविता

पाठ 9 बादल

पाठ 12 सीख

पाठ 13 मेला

इन कविताओं को याद करके बच्चे कक्षा में सुनाएँगे।

प्रस्तुतिकरण (हाव-भाव) आत्मविश्वास प्रवाह

रचनात्मक कार्य

- क. स्वामी दयानन्द सरस्वती जी के बारे में पाँच वाक्य कॉपी में लिखे।
- ख. दो तोतों में से आप किसे अपना मित्र बनाएँगे? और क्यों? 2-3 पंक्तियों में उत्तर लिखें।
- ग. अगर आपको जादू की छड़ी मिल जाए तो आप उससे क्या चाहेंगे। इस विषय पर एक अनुच्छेद लिखें।
- घ. अनुच्छेद लिखिए – “अपने कोई सपने के बारे में लिखें।”

TERM 3

पाठ 16 अभ्यास

- क. चित्र लेखन (पृष्ठ 49) कॉपी में
- ख. प्रश्न-उत्तर (क से ड) कॉपी में
- ग. वाक्य बनाओ –
गुरुकुल
रस्सी
पत्थर
अभ्यास
- घ. अभ्यास कार्य और भाषा अभ्यास

पाठ 18 रोबोट

- क. प्रश्न-उत्तर (क से ड) कॉपी में
- ख. भाषा अभ्यास और अभ्यास कार्य

पाठ 19 टेलीफोन की घंटी

- क. नाट्य रूपांतरण
- ख. अभ्यास कार्य और भाषा अभ्यास

पाठ 20 यह दिल्ली है

- क. प्रश्न—उत्तर (क से ड) कॉपी में
ख. अभ्यास कार्य और भाषा अभ्यास

पाठ 17 रेल कविता

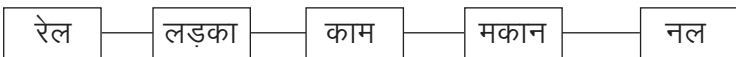
- क. बच्चे कविता याद करके कक्षा में सुनाएँगे।
ख. आपने रेलगाड़ी में सफर तो जरूर किया होगा। अपनी रेल यात्रा को अपने शब्दों में लिखिए। (अनुच्छेद लेखन)
प्रस्तुतिकरण (हाव—भाव) आत्मविश्वास और प्रवाह आदि के साथ

रचनात्मक कार्य

- क. आपको कौन—सा विषय सबसे अच्छा लगता है और क्यों? इस विषय पर कुछ वाक्य कॉपी में लिखें।
ख. अगर आपको एक रोबोट मिल जाए तो आप उससे क्या काम करवाना चाहेंगे। इस विषय पर कुछ वाक्य कॉपी में लिखिए।
ग. अपने शहर दिल्ली के विषय में एक अनुच्छेद लिखें अथवा एक अनुच्छेद लिखें — 'मेरी दिल्ली मेरी शान'
घ. दिल्ली में स्थित विशेष स्थानों के नाम लिखें और उनके चित्र चिपकाएँ।

ग्रीष्मकालीन अवकाश कार्य

- पाठ 1—5 तक आए नए शब्दों के वाक्य बनाएँ (सप्ताह में तीन वाक्य बनाएँ)
- शब्द रेल बनाएँ
किन्हीं 5 शब्दों की शब्द रेल बनाएँ।
इस रेल को बनाने के लिए घर में पड़ी वस्तुओं का प्रयोग करें।



आकर्षक एवं सुंदर लेख में 15 सुलेख लिखिए। (एक पाँच लाईन वाली कॉपी में)

शीतकालीन अवकाश कार्य

प्रश्न 1 निम्नलिखित विषयों पर 50 शब्दों का अनुच्छेद लिखें।

- गणतंत्र दिवस
- सर्दी का एक दिन
- मेरा प्रिय त्योहार

MATHS
CLASS II

SYLLABUS FOR THE YEAR 2019-20

Primary Mathematics

Unit I	Unit II	Unit III
April to August	September to December	January to March
Ch. 1 Numbers Till 100	Ch. 4 Subtraction	Ch.8 Multiplication
Ch. 2 Number upto 999	Ch. 5 Money	Ch. 9 Time
Ch. 3 Addition	Ch. 6 Shapes	Ch. 10 Weight
	Ch. 7 Odds and Evens	Ch. 11 Capacity
		Ch. 12 Length
		Ch. 13 Fractions

MATHS
CLASS II

ASSIGNMENTS FOR THE YEAR 2019-20

UNIT I

ASSIGNMENT 1 (Number till 100)

1. Book pages to be done in book till page 8

ASSIGNMENT 2 (Numbers upto 999)

1. Counting 500 to 550 in notebook
 2. Counting 551 to 600
 3. Counting 600 to 650
 4. Counting 651 to 700
 5. Counting 701 to 750
 6. Counting 751 to 800
 7. Counting 801 to 850
 8. Counting 851 to 900
 9. Counting 900 to 999
2. Write the place value of the encircled numbers
- a. 60 (5) b. (7) 61 c. 8 (2) 2 d. (4) 39
3. Write the place value of the encircled numbers
- a. 8 (5) 1 b. 89 (9) c. (7) 65 d. 4 (1) 4
4. Write the numbers in expanded form
- a. 232 b. 614 c. 826 d. 473
5. Write the numbers in expanded form
- a. 695 b. 704 c. 249 d. 576

6. Write the number names
a. 15 b. 135 c. 222 d. 314
7. Write the number names
a. 567 b. 745 c. 942 d. 619
8. Write the numerals of the following numbers
a. One hundred fifty two -
b. Two hundred thirteen -
c. Three hundred four -
9. Write the numerals of the following numbers
a. Three hundred seventy two -
b. six hundred five -
c. eight hundred forty two -
10. What comes after, before and between
a. _____ 116
b. _____ 299
c. 300 _____
d. 499 _____
e. 615 _____ 617
f. 698 _____
g. 818 _____
h. _____ 999
i. 805 _____ 807
11. Write the missing numbers
a. 651, _____, _____, _____ 655
b. 847, _____, _____, 850 _____
c. 707, _____, _____ 710 _____

12. Fill in the boxes with $>$ $<$ $=$

- | | | | | | | | |
|----|-----|----------------------|-----|----|-----|----------------------|-----|
| a. | 115 | <input type="text"/> | 561 | f. | 899 | <input type="text"/> | 900 |
| b. | 606 | <input type="text"/> | 642 | g. | 715 | <input type="text"/> | 167 |
| c. | 319 | <input type="text"/> | 216 | h. | 900 | <input type="text"/> | 951 |
| d. | 432 | <input type="text"/> | 432 | i. | 599 | <input type="text"/> | 959 |
| e. | 715 | <input type="text"/> | 517 | j. | 611 | <input type="text"/> | 611 |

13. Arrange the number in ascending order

- a. 121, 285, 345, 169, 431
- b. 715, 399, 435, 811, 157
- c. 666, 544, 819, 900, 555

14. Arrange the number in descending order

- a. 614, 562, 480, 818, 708
- b. 523, 699, 192, 253, 431
- c. 862, 999, 666, 268, 313

ASSIGNMENT 3 ADDITION

- a. Page 28 any four sums
- b. Page 29 any four sums
- c. Page 30 – 5 sums
- d. Word Problem page 31 – 1, 2, 3
- e. Page 32 any 10 sums
- f. Page 34, 35 any 10 sums
- g. Page 36, 37 any 10 sums
- h. Word Problem page 38 – 1, 2, 4

Related Book Pages of Ch. 1, 2, 3

SUBJECT ENRICHMENT ACTIVITY [UNIT I]

1. Abacus

Make an Abacus using colourful beads, clay and broomsticks [Addition using the abacus]

2. Number Cards

Make Number cards

Expanded Form, Ascending and Descending, After, Before] Concepts and do the following

UNIT II

ASSIGNMENT 4 – SUBTRACTION

Page 39 any 4 sums

Page 40 any 4 sums

Page 41 any 4 sums

Page 42 any 4 sums

Page 43 any 4 sums

Page 44 Word Problem 1, 2, 4, 5

Page 45 4 sums

Page 46, 47 10 sums

Page 48 4 sums

Page 50 6 sums

Page 51 Word Problem 1, 3, 5, 6

Related Book Pages of Subtraction

ASSIGNMENT 5 – MONEY

1. The currency used in India is rupees and paise
2. 100 paise makes 1 rupee
3. We write ₹ for Rupee and P for paise

I. Write in numerals

- a. Five hundred and forty two paise
- b. Eighty five rupees and ten paise
- c. Thirty nine rupees
- d. Ninety Five rupees and fifteen paise
- e. Sixty five rupees and twenty paise
- f. Seventy two rupees and twenty paise

II. Write in words

- a. ₹ 42.15
- b. ₹ 70.10
- c. ₹ 85.90
- d. ₹ 25.06
- e. ₹ 15.50
- f. ₹ 95.25
- g. ₹ 55.15
- h. ₹ 45.20

III. Add the given amount of money

- a. ₹ 20 + ₹ 20 =
- b. ₹ 5 + ₹ 5 + ₹ 10 =
- c. ₹ 20 + ₹ 10 + ₹ 5 =
- d. ₹ 40 + ₹ 30 =

IV. How many notes of the given denominations will you use to make ₹ 100.

- a. ₹ 50 =
- b. ₹ 20 =
- c. ₹ 10 =

V. You have notes of the given denominations ₹ 50, ₹ 20, ₹ 10, ₹ 100. How will you use to make

- a. ₹ 40 =
- b. ₹ 70 =

c. ₹ 30 =

d. ₹ 100 =

e. ₹ 60 =

VI. a. Page 59 – 6 sums

b. Page 60 – 6 sums

c. Page 62 Q 1, 3, 5

ASSIGNMENT 6 – SHAPES

a. 2 D Shapes [Square, Rectangle, Triangle, Circle]

b. 3 D shapes [cube, cuboid, cylinder, cone, sphere]

Related Book Pages of Ch. Shapes

ASSIGNMENT 7 – ODD AND EVEN NUMBERS

1. Write 1 to 20 and encircle all even numbers.

2. Write 30 to 50 and encircle all odd numbers.

3. Encircle even numbers [5, 10, 12, 16, 28, 45, 48, 50, 62, 24, 61, 15, 81, 72]

4. Encircle odd numbers [16, 19, 43, 71, 35, 11, 17, 51, 75, 87, 69, 83, 99, 85, 63]

SUBJECT - ENRICHMENT ACTIVITY (UNIT II)

1. Make 3 D shapes with the help of clay and toothpicks.

2. Write odd or even in the given space.

	Number	Odd/Even
a. Your car number	_____	_____
b. Your telephone number	_____	_____
c. Your date of Birth	_____	_____

- d. Your house number _____
- e. Your friend's birthdate _____
3. Hoopla Activity [Subtraction and Addition]
4. Shopping mall activity [strengthen the concept of money]

UNIT III

ASSIGNMENT 8 – MULTIPLICATION

- I. Repeated Addition (with pictures)
- a. $2 + 2 + 2 + 2 = 8$
 $4 \times 2 = 8$
4 times 2 is 8
- b. $5 + 5 = 10$
 $2 \times 5 = 10$
2 times 5 is 10
- c. $6 + 6 + 6 = 18$
 $3 \times 6 = 18$
3 times 6 is 18
- II. Tables of 2 to 5
- III. Dodging Tables
- IV. Tables of 6 to 10
- V. Dodging Tables
- VI. Multiplying by zero - Any 6 sums from page 97
- VII. Page 99 - 8 sums
- VIII. Page 100 - 5 sums
- IX. Word problem - page 102, Q 2, 4, 6, 7

- X. Page 103 - 4 sums
Page 104 - 4 sums

ASSIGNMENT 9 – TIME

1. Fill in the blanks
 - a. The face of a clock is called a _____
 - b. The long hand of a clock is called _____
 - c. The short hand of a clock is called _____
 - d. There are _____ minutes in one hour.
 - e. There are _____ minutes in half an hour.
2. Page 107, 109, 110 in Book.
3. Draw the hands to show the correct time.
4. How many hours and minutes it will be
 - a. 8.00 am to 8.20 am _____
 - b. 9.00 am to 9.30 am _____
 - c. 10.00 am to 11.00 am _____
 - d. 6.00 pm to 6.15 pm _____
5. Days in a week
6. Months in a year
7. Page 114 in notebook (any 6)
8. Related Book Pages

ENRICHMENT ACTIVITY

1. Calendar Activity
Paste a pocket calendar and find out the months in which you celebrate.
 1. Teacher's Day

2. Children's Day
3. Your mother's birthday
4. Independence Day
5. Republic Day

Calendar

- Q. Read the calendar and answer the following questions.
1. How many Saturdays are there in the month of September?
 2. On which day is 25th December?
 3. How many days are there in the month of March?
 4. How many Sundays are there in the month of July?
 5. Which is the shortest month?

ASSIGNMENT 10 – WEIGHT

Points to Remember

1. *The standard unit of weight is kilogram*
2. *For measuring the weight of light objects, we use a smaller measure called gram.*
3. *We write kilogram as 'kg' and gram as 'g'.*
 $1 \text{ kg} = 1000 \text{ g}$

1. Would you use kg or g to weigh these-
 - a. A book _____
 - b. A sugar bag _____
 - c. A pencil _____
 - d. A packet of hair pins _____
 - e. A wheat bag _____
 - f. A school bag _____

2. Page 124 any 8 sums
3. Page 125 word problem Q2, 4, 6

Related Book Pages

ASSIGNMENT 11 – CAPACITY

Points to Remember

1. *The standard unit of capacity is litre.*
2. *For measuring the capacity of small containers, we use a smaller measure called millilitre.*
3. *We write litre as l and millilitre as ml.*
4. $1\text{ l} = 1000\text{ ml}$
1. A cup has a capacity of 250ml. Find the number of cups that fill a 1000 ml.
2. Would you use l or ml to measure these-
 - a. The petrol in a car _____
 - b. Milk in a cup _____
 - c. Campa in small bottle _____
 - d. Frooty in the pack _____
 - e. Water in a tank _____
3. Page 131 8 sum (Add + sub)
4. Page 132 Word Problem 1, 3, 5

Related Book Pages

ASSIGNMENT 12 – LENGTH

Points to Remember

1. *The standard unit of length is Metre.*
2. *Metre is use to measure long, tall or thick things.*

3. *For measuring the length of small thing, we use centimetre.*
4. *We write metre as 'm' and centimetre as cm*
5. *1 metre = 100 centimetre*
1. Would you use m or cm to measure these-
 - a. length of your room _____
 - b. length of your pencil _____
 - c. length of toothbrush _____
 - d. length of your classroom _____
2. Draw line segments of the given lengths with your scale.
 - a. 6 cm b. 9 cm c. 8 cm d. 5 cm
3. Page 139 Do 8 sums (Add and Subtract)
4. Page 140 Word Problem 2, 4, 6

Related Book Pages of L - Length

ASSIGNMENT 13 – FRACTIONS

- I. When we divide something into 2 equal parts, we cut it into half. We write half as $\frac{1}{2}$
 a half + a half make 1 whole

$$\frac{1}{2} + \frac{1}{2} = 1$$
 1. Shade $\frac{1}{2}$ (Pasting of origami sheet showing half)
 2. Do page 145 in book.
 3. Do page 146 in book.
- II. When we divide something into 4 equal parts, we cut it in quarters. We write quarter as

4 quarters make 1 whole

$$\frac{1}{4} + \frac{1}{4} + \frac{1}{4} + \frac{1}{4} = 1 \text{ whole}$$

1. Shade $\frac{1}{4}$ (Pasting of origami sheet showing $\frac{1}{4}$)
2. Page 148, 149. Do any 6

SUMMER HOLIDAY HOME WORK

Fun with Number

1. Practice numbers upto 999 (Ascending, Descending, before, after, greater, smaller and addition sums. (5 questions every week)
2. Play with parents using your base 10 blocks and number grid
3. Make a mini mathematics dictionary using waste paper or old greeting cards. Pick up 10 words used in mathematics and write them along with pictures.

WINTER HOLIDAY HOME WORK

1. Fun with Shapes

Make a scenery using different geometrical shapes on A4 size sheet. Then decorate it by using 2D shapes objects (like bindi, bangles, mirrors of different shapes, studs, stars). Laminate and decorate it.

2. Learn Tables 2 to 10
3. Make 10 different coloured book marks out of pastel paper and write tables 2 to 10 on them (one table on one bookmark)

Decorate your book mark and ring them all together

[carry bunch of tables wherever you go and enjoy learning the tables].

EVS
CLASS II
SYLLABUS FOR THE YEAR 2019-20

Unit I (April to August)	Unit 2 (September to December)	Unit 3 (Jan to March)
Lesson 1 - More About Me	Lesson 6 - Neighbourhood	Lesson 10 - Water
Lesson 2 - More on Personal Cleanliness and Good Habits	Lesson 7 - Plants Around Us	Lesson 11 - Weather and Seasons
Lesson 3 - Our Food	Lesson 8 - Animal World	Lesson 12 - Means of Transport
Lesson 4 - Our Clothes	Lesson 9 - Living things/Non-living things	Lesson 13 - Traffic Rules
Lesson 5 - A house to live in	Lesson - 14 Important Days (Gandhi Jayanti) (In the month of October)	Lesson - 14 Important Days (Republic Day) (In the month of January)
Lesson 15 - Great Men of Arya Samaj Mahatma Hansraj (In month of April)	Lesson 15 - Great Men of Arya Samaj (Swami Shraddhanand) (In the month of December)	Lesson 15 - Great Men of Arya Samaj Swami Dayanand Saraswati (In the month of February)
Lesson 14 Important Days Independence Day (In the month of August)		

EVS
CLASS II

ASSINGNMENTS FOR THE YEAR 2019-20

UNIT 1
ASSIGNMENT 1

Lesson 1 - More About Me

- a. Label the different body parts of a human figure drawn in the worksheet.
- b. Book page 9, Question B.
- c. List the activities which we do with our hands and fingers.
- d. List the activities which we do with our legs and feet.

ASSIGNMENT 2

Lesson 2 - More on Personal Cleanliness and Good Habits

- a. Make a list of things which are used to keep our body clean. Paste their pictures also.
- b. Write a few good habits which help to keep us fit and healthy.

ASSIGNMENT 3

Lesson 3 - Our Food

- a. Why do we need food?
- b. Write the names of cereals and pulses and paste their pictures.
- c. List down the names of fruits and vegetables and draw their pictures.

- d. Name some nuts and oils and paste their pictures.
- e. What are animal products? Give examples and draw the pictures.

ASSIGNMENT 4

Lesson 4 - Our Clothes

- a. Why do we wear clothes?
- b. Write the names of summer clothes, winter clothes and plastic clothes. Draw or paste their pictures also.
- c. Page 35 Do you know?

ASSIGNMENT 5

Lesson 5 - A House to Live in

- a. Why do we need a house?
- b. Read the clues and identify the different types of houses.
 - (i) A house with dome shaped roof.
 - (ii) A house made of mud, straw and bamboo.
 - (iii) A house near the bank of river or in a lake.
 - (iv) A house on wheels.
 - (v) A house made of water proof cloth and mostly seen in deserts.
 - (vi) A very big Independent House.
- c. Mention the things that are used to keep our house clean.

ASSIGNMENT 6

Lesson 15 - Great Men of Arya Samaj

Mahatma Hans Raj

- (a) Story of Mahatma Hans Raj's life.
- (b) Page 105, Question A and Question B (in book)

ASSIGNMENT 7

Lesson 14 - Important Days

Independence Day

- (a) Page 101, Question B (in book)
- (b) Page 101, Question C (in book)

ENRICHMENT ACTIVITIES UNIT 1

1. Rhyme Time: Poem on Body Parts will be sung by the students.

Rubrics : Content, presentation, discussion

2. Collage Making: Collect the wrappers and advertisements of toothpaste, dettol, hair oil, shampoo etc. Make a collage using them.

Rubrics: Creativity, Presentation, design

3. Tiffin box activity: The students will show their tiffin boxes and will tell about the food they have brought. Discuss about the nutrients and whether it is junk or healthy food.

Rubrics: Discussion, Presentation

4. Mystery Bag: Samples of Cotton, wool, synthetic fabrics etc. will be collected and put them in the bag. The students will take out the sample and touch them to have a feel of the same and paste them in the notebook.

Rubrics: Observation, Creativity

5. Fun with Colours - Draw and colour the picture of your house and its different rooms.

UNIT II

ASSIGNMENT 1

Lesson 6 - Neighbourhood

- a. Who delivers the letters to us?
- b. What is the colour of the letter box?
- c. What is the name of your school and where is it located?
- d. Write three things we do in our school.
- e. What do we keep in the bank?
- f. How does police help us? Give three points.
- g. List five things we buy from the market.
- h. Who take care of the patients in the hospital?
- i. Page 52, Question c.

ASSIGNMENT 2

Lesson 7 - Plants Around Us

- a. Visit to 'Charak Vatika' in the school. List down the names of plants you see there.
- b. Draw the picture of a plant and label all its parts.
- c. List down the features of trees, shrubs, herbs, climbers and creepers. Give example and paste their pictures.

ASSIGNMENT 3

Lesson 8 - Animal World

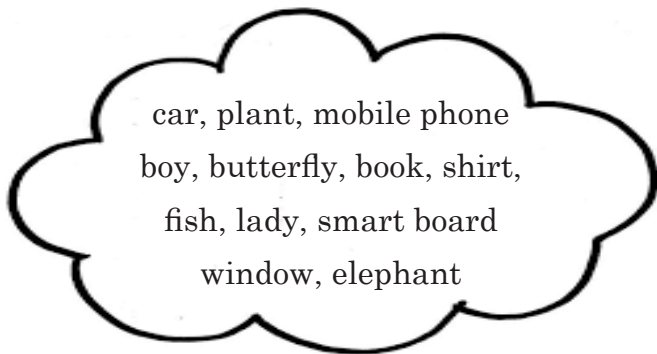
- (a) Make a flow chart to explain the different types of animals.
- (b) Name the following animals
 - (i) Animals give us milk.

- (ii) Animals give us eggs.
- (iii) Animals give us meat.
- (iv) Animals used for riding and carry load for us.
- (v) Animals whose skin is used for making leather.
- (c) What are wild animals? Give examples and paste their pictures.
- (d) Write the features of Birds (Air animals) and paste their pictures.
- (f) Research Activity : Find out the names of
 - (i) Endangered animals
 - (ii) Extinct animals
- (g) Fill in the blanks:
 - (i) The _____ guard our homes.
 - (ii) We get wool from _____.
 - (iii) _____ gives us silk.
 - (iv) We make bags, _____ and _____ from leather.
 - (v) _____ and _____ live both on land and in water.

ASSIGNMENT 4

Lesson 9 - Living and Non Living Things

- a. Write the features of living things. Name some living things and draw.
- b. Write the features of Non-living things. Give examples and draw.
- c. Categorise the things into living or non living things from the given set of things.



ASSIGNMENT 5

Lesson 14 - Important Days

Gandhi Jayanti

- a. Page 102, Question D (in book)
- b. Page 102, Question E (in book)

ASSIGNMENT 6

Lesson 15 - Great Men of Arya Samaj

Swami Shraddhanand

- a. Page 105 Question A (in book)
- b. Page 105 Question B (in book)

ENRICHMENT ACTIVITIES

UNIT II

1. Lets Visit : Each child will visit at least one of such places e.g. bank, post office, market, school etc. in their neighbourhood. They will share their experiences with their peers.

Rubrics: content, observation, presentation

2. Collage Work - Create a collage showing the different types of plants like trees, shrubs, herbs, climbers, creepers etc. Get the work laminated.

Rubrics : Design, Presentation, Research

3. Surf the net - Search the names of extinct and endangered animals and share in the class.

Rubrics: Knowledge, Presentation

4. Clay Modelling : Showcase your creativity using clay, Make the model of any one living or non-living thing. Also tell three characteristic features of each one of them to classify an object as living or non living.

Rubrics: Creativity, Content, Presentation, Identification.

UNIT III ASSIGNMENT 1

Lesson 10 - Water

- a. List down the different uses of water.
- b. Write the different sources of water and draw their pictures.
- c. How can we purify the water at home? Write three ways.
- d. Write a slogan on: Save Water

ASSIGNMENT 2

Lesson 11 - Weather and Seasons

- a. Name three main seasons of India.
- b. What type of clothes do we wear in summer season? Name a few and paste their pictures.
- c. Why do wear woollen clothes in winter season? Give examples of woollen clothes and draw pictures.
- d. Write the names of three things which we use during rainy season.
- e. Fill in the blanks-

- i. We use coolers and _____ to keep the heat away during summer season.
- ii. We see a _____ in the sky in rainy season.
- iii. People use heaters or _____ to keep the cold away during winter season.
- iv. In winter season, we prefer to take hot _____.
- v. There are _____ colours in the rainbow.

ASSIGNMENT 3

Lesson 12 - Means of Transport

- a. Make a flow chart to explain the different means of transport.
- b. What are Land Transport? Give examples and paste their pictures.
- c. Which is the fastest means of transport to cover long distances? Give example and paste their pictures.
- d. What are water transport? Name them and paste their pictures.
- e. Which is the fastest means of land transport? Write 4-5 lines about it.
- f. Page 92, Question A

ASSIGNMENT 4

Lesson 13 - Traffic Rules

- a. What will happen if nobody obeys the rules on the road?
- b. Draw the traffic lights and write what each colour stands for.
- c. List down the important traffic rules to be followed on the road.

ASSIGNMENT 5

Lesson 14 - Important Days

Republic Day

- a. Page 101, Question A (in book)
- b. Page 102, Question D, Question E (in book)

ASSIGNMENT 6

Lesson 15 - Great Men of Arya Samaj

Swami Dayanand Saraswati

- a. Page 105, Question A (in book)
- b. Page 105, Question B (in book)

ENRICHMENT ACTIVITIES UNIT III

1. Fun with Water : Purification of water by filtration method.
2. Making of wind chime: Using bottle caps, ribbon, hanger etc.

Rubrics : Creativity, observation, presentation

3. Clay Modelling: Using clay make the model of any one means of transport. Also tell three important features about that.

Rubrics: Creativity, Content, presentation

4. Be Alert: Draw one road sign on A-4 size coloured sheet and tell 3-4 important points about that.

Rubrics : Content, Presentation, Creativity

SUMMER HOLIDAYS HOMEWORK

Knowledge Mats - Take one A-3 size sheet. Make a border using coloured tape. Make a collage of allotted topics according to your roll numbers. Get it laminated.

- a. Roll no. 1 to 8 — Land Animals
 - b. Roll no. 9 to 16 — Air animals (Birds)
 - c. Roll no. 17 to 24 — Types of Plants
 - d. Roll no. 25 to 32 — Plant Products
 - e. Roll no. 33 to 40 — Seasons
 - f. Roll no. 41 to 48 — Means of Transport
2. Models Make a model of the following houses according to your roll number. You can use thermocol, cardboard, decorative material etc.
- a. Roll no. 1 to 8 — Hut
 - b. Roll no. 9 to 16 — Bungalow/Flat
 - c. Roll no. 17 to 24 — Igloo
 - d. Roll no. 25 to 32 — Caravan
 - e. Roll no. 33 to 40 — Houseboat
 - f. Roll no. 41 to 48 — Tent

WINTER BREAK HOLIDAYS HOMEWORK

1. **Field Trip** - Five traffic training parks have been established in Delhi with a view to impart road safety education to road users in a practical way, so visit any traffic training park and enjoy driving cycle, electric toy car and electric toy bikes etc. After a visit write Do's and Dont's of road safety on A-4 size coloured sheet.

COMPUTER
SYLLABUS 2019-20
CLASS II

Unit I

Getting Started

Fundamentals of Computers

Gcompris - Using mouse

Unit 2

Use Safe: Precautions while using computers

Tux Paint : Let's Paint the World

Unit 3

Know the Keyboard

Touch Typing: Play with Text Editor

**VED PATH
CLASS II**

SYLLABUS FOR THE YEAR 2019-20

TERM 1

1. त्वमेव
2. प्रार्थना – तुम्हीं हो माता
3. ओंकार परिचय
4. ओऽम् की महिमा
5. ओऽम् का लेखन और उच्चारण
6. गायत्री मन्त्र

TERM 2

7. कृतज्ञता
8. कर्तव्य
9. चित्रमाला – राष्ट्र पुरुष, हमारे प्रेरणा स्रोत
10. विनय
11. आदर्श पुत्र श्रवण कुमार

TERM 3

12. प्रेरणा
13. ध्यान की बातें
14. भजन
15. अच्छा बालक कौन
16. प्रश्नोत्तर
17. संध्या उपासना

अनिवार्य – डी ए वी गान, आर्य समाज के नियम, जय घोष