

DAV Public School

Sector VI, Dwarka , New Delhi

Holidays' Homework Class- V

ENGLISH

- Q1. On A3 Size sheets write down the 'Do's and Don'ts of taking care of books'. Make it colourful and attractive.
- Q2. Read the newspaper and underline at least 3 unfamiliar words daily. Create a colourful dictionary of those words in a thin notebook. Give the meaning and usage of each word with the help of a sentence.
- Q3. Make your father feel special on Father's day by making a beautiful card for him on A4 size sheet. Write a touching message for him.
- Q5. Make a colourful poster with an inspiring slogan on the topic 'SAVE WILDLIFE.' Use A3 size coloured sheet for making the poster. Visit the websites given below and have fun while you learn.
<http://learnenglishkids.britishcouncil.org/en/>
<http://learnenglish.britishcouncil.org/en/>
www.funenglishgames.com

हिन्दी

1. पेड़ों के विभिन्न भागों के चित्र चिपकाकर उनसे प्राप्त होने वाली वस्तुओं के नमूने एकत्र कर स्क्रेप बुक में चिपकाइए।

'पेड़ों का हमारे जीवन में महत्त्व' विषय पर एक अनुच्छेद लिखिए।
2. मुल्ला नसरूद्दीन होजा की कोई तीन कहानिया पढ़कर उनका सार ए-4 शीट पर लिखिए।

MATHEMATICS

Activity 1

Magic Box:


Fill in the digits from 1 to 9 in the magical box to get the given result.

	+		—		=4
—		x		+	
	+		—		=1
x		+		+	
	—		—		=2
=9		=8		=6	

Activity Two

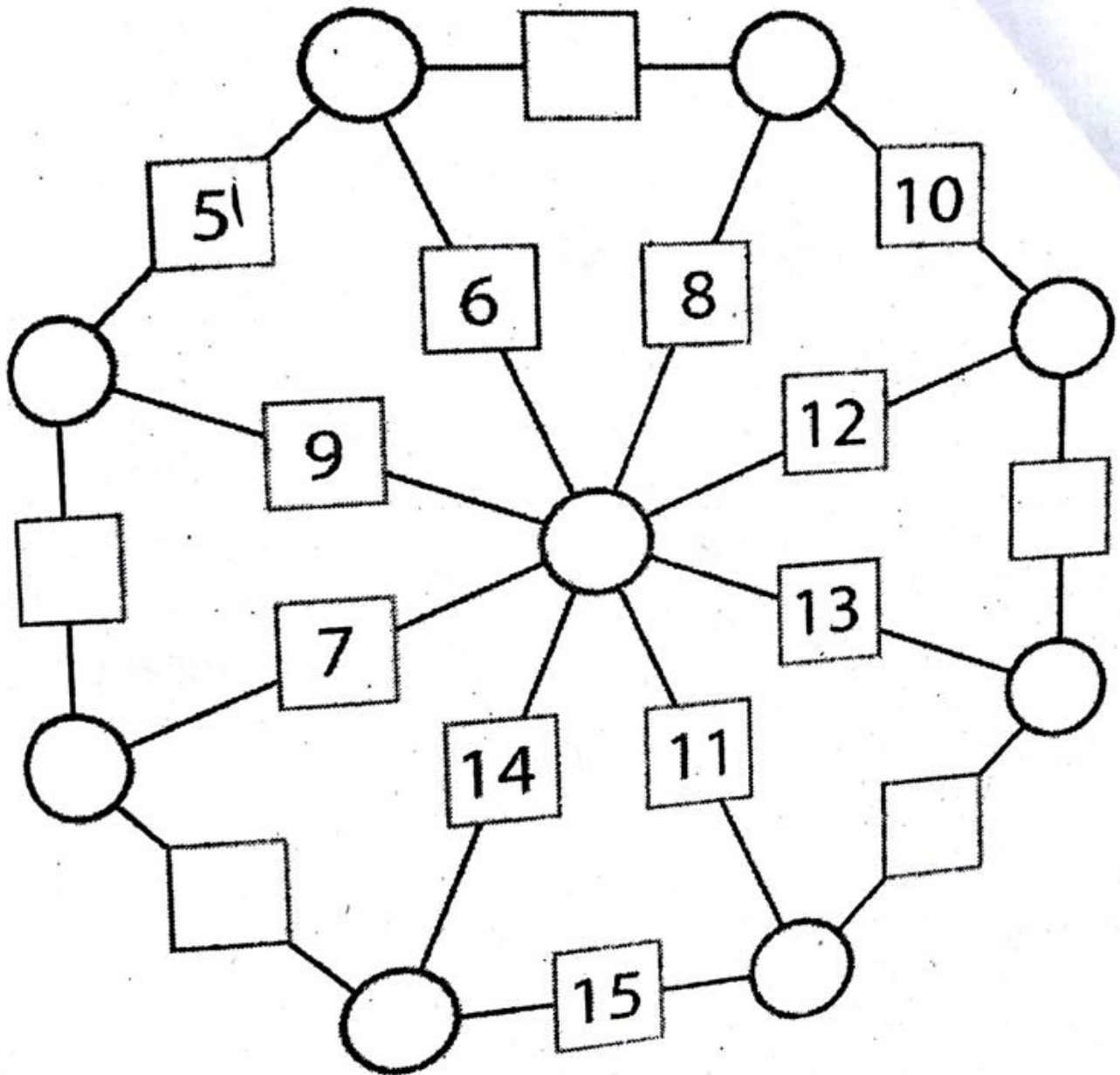
Sixteen squares to none:

Remove 9 match sticks in such a way that no square shape remains. (new shape formed will be rectangles and triangles)



Activity Three

In an arithamgon, the number in the square in the middle of the line is the sum of the number in the circles at both ends of the line. Fill in the circles first and squares thereafter (hint: begin with number 15)



Activity Four

I am an author

Find out at least 50 new and unfamiliar mathematical words from your mathematics text book (or any other mathematics book of standard 5). Arrange them alphabetically, write their definitions and make a dictionary on a thin notebook.

- **Revise the syllabus done in class in your practice copy.**

SCIENCE

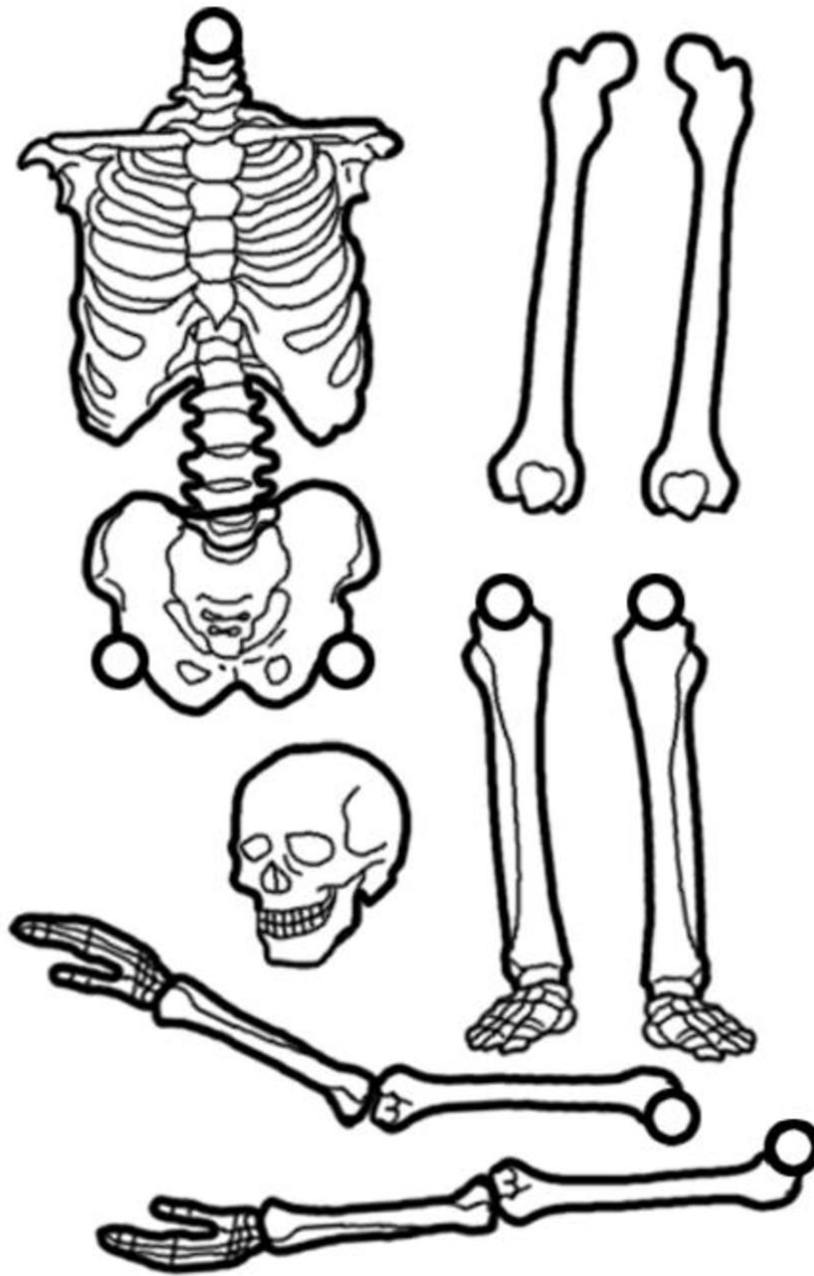
Activity 1

- 1. Make flash cards (size 5 inch x 5 inch) of card boards and paste the pictures of the following birds on them :-**
2. Eagle
3. Ostrich
4. Peacock
5. Humming bird
6. Flamingo

Write special features of flight that each one of them has.

Activity 2

2. Cut these pictures of bones and paste them on a card board. Cut them again and join to make a skeleton puppet.



SOCIAL SCIENCE

Activity 1

Visit any historical monument in Delhi and prepare a report on it on A4 size sheet covering the following:-

- Location of the monument
- Year it was built in
- Material used for its construction
- Significance of the Monument
- Steps taken by the government to conserve it

Paste pictures of the monument

- Revise all the chapter done in the class

संस्कृतम्

- 1) परियोजनाकार्यम् –दशपशूनां – दशपक्षीणां संस्कृत नामा निलिखित्वातेषां चित्रम् अपिसंलग्नं कुरुत।
(दस पशु – दस पक्षियों के संस्कृत में नाम लिखकर उनके चित्र भी चिपकाएँ।)
- 2) सम्पूर्ण पाठ्यक्रमस्य लिखित्वा अभ्यासं कुर्वन्तु।
- 3) पाठ्यपुस्तके (सुरभिः) 'स्व-परिचयम्' लिखन्तुस्मरन्तु च।
(पाठ्यपुस्तक (सुरभिः) में 'स्व-परिचय' लिखें व यादकरें।)

COMPUTER

1. Prepare a Poster using features (Picture, Auto shape, Clipart, WordArt etc.) of MS Word and Internet on any one of the following topics and submit the printout on A3 size sheet.
 - a. System software and Application Software.
 - b. Secondary storage devices

OR

Prepare a Scrapbook on various Primary and Secondary storage devices and write their uses.

ART & CRAFT

1. Make a 3 D Craft – ‘Best out of waste’
2. Make a creative composition – ‘Fun City’ or ‘Holidays Fun’ on A4 size sheet using oil pastel colours.
3. Make one paper craft.

Multidisciplinary project on “FOREST”

ENGLISH:-

1. Write a story titled – ‘A Day without Trees’. You can use the following hints or use your own ideas:

no trees on the roads – scorching heat and no shades – no parks , no lawns in neighbourhood / school-birds sitting on electric cables – missing green colour from the environment

SCIENCE-

- 1) List the various products obtained from forests, mention their uses and paste pictures.
- 2) What is deforestation? What are the harmful effects of deforestation?
- 3) What are the various ways in which we can protect our forests?

S.SCIENCE:-

- 1) How do forests influence the physical environment?
- 2) Mention any 3 characteristics of forests found in India. How do forests act as water tanks, disaster managers and soil conservators?
- 3) On the Political Map of India, mark any 4 National Parks and Wildlife sanctuaries.

ART & CRAFT:-

- 1) Make a poster on “Conservation of forests”.
- 2) Prepare five flash cards showing the pictures of endangered animals.

MATHEMATICS:-

1. Make a pictograph representing number of the following forests in India.

Type of forest	No. of forest in India	Pictograph representing forests [scale:]
Evergreen Forests:		
Deciduous Forests		
Coniferous Forests:		
Thorny Forests:		
Tidal Forests:		
Total number of forests		

Note: - All written work and pasting of pictures has to be done on A4 size sheets.